



RSB
PTY (LTD)

Specialist Timber Manufacturer

VAT No. 4470118698
Reg No. 1980/4177/07



Cnr Mclean & Pillans Street
Chamdor, Krugersdorp
PO Box 1014, Randfontein, 1760
www.rsbgroupp.co.za

Tel: +27 11 761 6900/1/2/3
Cell: +27 71 606 6505
Fax: +27 11 762 6900/1
info@rsbgroupp.co.za

Aesthetically Machined Timber



CONTENTS

1. MOULDINGS

Stocked pine, Meranti & Saligna Red Grandis (hardwood) Commercial Mouldings also available in MDF



2. P.A.R

'Planed All Round' Stocked from 10m to 44mm Varying in Width from 20mm to 220mm in Pine and Meranti.



3. CUSTOM DOORS AND CUSTOM DOOR FRAMES

Self Manufactured Solid Meranti Frame & Ledge Doors available in open back, Flush Back & Stables



4. WORKTOPS AND PINE SHELVING

Worktops in pine, Meranti & Saligna min 32, 50, 63, & 75mm thickness & 20mm Pine shelving in our standard sizes.



5. LAMINATED BEAMS

SATAS Approved Glulam (Saligna) & Lamstock (Pine) beams Over 30 Years of Manufacturing Experience.



6. TIMBER I-BEAMS

SATAS Approved Range of Pine I-Joists Suitable for Roofing, Mezzanines & Flooring Structures Developed by Eco-Structural Products CC





QUADRANT

16mm, 32mm

Typical application
-Corner Finishing



SKIRTING

50mm, 70mm, 100mm

Typical application
-Finishing Where Floor
-Meets Wall



HALF ROUND

19mm, 32mm

Typical application
-Edging Covering Joints



CORNER FILLET

29mm, 32mm

Typical application
-Concrete Form Work



SCOTIA

19mm, 32mm


Typical application
-Corner Fillers.



COVER STRIP

32mm, 44mm

Typical application
-Handling Joints, Ceilings



LIP BERNDING & GLAZING BEAD

19mm, 32mm

Typical application
-Board edging
-Window glazing



CORNICE

70mm

Typical application
-Finishing where ceiling
-meets wall.

COMMERCIAL MOULDINGS

Description	Pcs/Bdl	HARDWOOD	PINE
		Size	Size
44mm Cover Strips	20	44 x 8	44 x 8
32mm Cover Strips	20	32 x 8	32 x 8
19mm Scotia	20	19 x 19	19 x 19
32mm Scotia	10	30 x 30	32 x 32
100mm Skirting	10	94 x 13	96 x 16
70mm Skirting	10	68 x 13	68 x 16
50mm Skirting	10	44 x 13	44 x 16
16mm Quadrant	20	14 x 14	
19mm Quadrant	20	19 x 19	18 x 18
32mm Quadrant	10	30 x 30	32 x 32
19mm Half Round	20	19 x 10	19 x 10
32mm Half Round	20	32 x 10	32 x 10
70mm Cornice	10	68 x 14	68 x 16
19mm Lip Beading	20	23 x 12	19 x 12
32mm Lip Beading	10	30 x 14	30 x 14
44mm Cleats	10	44 x 16	44 x 20
Ceiling E/M	10/20	63 x 12	62 x 12
Tongue & Groove Flooring	10	89 x 20	102 x 20
25mm Corner Fillets	20	19 x 19 x 25	
32mm Corner Fillets	20	23 x 23 x 32	
44mm Weather Bar	5	44 x 16	
70mm Weather Bars	5	65 x 20	
Glazing Bead	50	10 x 8	

RSB GRANDIS DECKING 90 x 20

Special sizes available upon request

WE DO DECK STRUCTURE DESIGNS
Call us to find out more



REVERSIBLE NON-SLIP MOULD

Ask About Our EasyClip Rebate.

ARCHITECTURAL MOULDINGS


The most popular wood species for RSB mouldings are; Meranti and pine. Other species available upon request.

ARCHITECTURAL MOULDINGS


PRODUCT TYPE KEY.

Custom Products.
Made to your requirements.


Standard Products
Readily available .




140 Skirt
140 Arch
90 Skirt
90 Arch
Cerys




140 Skirt
90 Skirt
Langley




90 Arch
140 Arch
90 Arch
Sage




140 Skirt
140 Skirt
90 Skirt
Jacinta



140 Arch
140 Skirt
90 Skirt
Ziva



140 Arch
140 Skirt
90 Skirt
Storm



140 Arch
140 Skirt
90 Skirt
Skye




140 Skirt
90 Skirt
Online


SPECIAL MOULDINGS




*S91



*S92




*S87



*S89




*S93




*S83




*S85




*D77




*D64




*D68




*D66



*D63



*A100



*C58

DADO RAILS

RSB dado rails can help to make the interior walls of your home more interesting or visually dramatic.



We are a prominent Manufacture & Supplier of Timber Moulding. Our mouldings are available in a wide variety of species including meranti, Oak, Cherry, Maple and Mahogany.



CUSTOM CARPENTRY WORK

PINE AND MERANTI

P.A.R

Available in:

10mm

32 x 10
44 x 10

20mm

20 x 20
32 x 20
44 x 20
70 x 20
96 x 20
140 x 20
220 x 20

32mm

32 x 32
44 x 32
70 x 32
96 x 32
140 x 32
220 x 32

44mm

44 x 44
70 x 44
96 x 44
140 x 44
220 x 44

Only available in
1.8m, 2.4m, 3.0m



RSB

DOOR COLLECTIONS

EXTERIOR AND INTERIOR



Front Back
Frame & Ledge
Open Back



Front Back
Frame & Ledge
Flash Back



Two Panel
Front & Back



Two Panel
Front & Back



6; 8; 10 Panel
Front & Back



4 Panel
Slatted Door



3 Panel TNG
Oak



Single Panel
Front & Back



Fly Screen
32mm



Horizontal
Slated
Front & Back




Cape Dutch
2 Panel



Cottage pane
Fan Light



Side Light




Curved Fan light

**WE MAKE
CUSTOM DOORS.
★★★★★
DESIGN
YOURS**


Custom sizes available upon request.

Door frame profiles

Width	Height	Frame
762	2032	single
813	2032	single
915	2032	single
1220	2032	single
1511	2032	double
1613	2032	double



Jamb
140x 44



Jamb
106 X 44



Standard
82 X 53



Eco
82 X 44



Budget
68x44

These illustrations display our standard profiles.

We are able to offer several collection and edge profiles on special request over and above those shown



Storage and Handling

Doors should be stored flat on a level surface. However, if this is not possible, they may be stored for a short time on their side - supported by at least two vertical supports. NEVER store them standing on one end and leaning against a wall. Doors should not be exposed to excessive heat, dryness, humidity or direct sunlight prior to finishing. Direct sunlight can cause "sunburn" and if a door is partly exposed, a line may appear across an exposed door and is very difficult - if not impossible - to remove. Handle doors with clean hands or gloves and do not drag them across one another.

RSB WORK TOPS



We offer a full bespoke service, including breakfast bar worktops, providing you with the facility to order tailor-made surfaces direct. Our expansive product range now includes a wide range of complementary products such as solid wood floating shelves and cutting boards

Widths
200 to 900mm
Thickness
32 to 75mm
Length
300mm increments
Species Saligna, Meranti, Pine etc

RSB SHELVING



Discover the selection of shelving material offered by RSB and start to organize your home and garage now. It is also used for cabinet making. Whether you are searching for decorative or functional shelves, we have whatever you need.

Widths
225; 305; 380; 455; 433;
533; 610mm
Thickness
19mm only
Length
1.8m; 2.4m; 3.0m
Species Saligna, Meranti, Pine etc

RSB DESK TOPS




First we select premium timber, then we craft it, dry fit it, final assembly, then apply the desired finish and enjoy... We have the nicest and widest selection of species to choose from.

Widths
200 to 1800mm
Thickness
20mm to 75mm
Length
300mm increments
Species Saligna, Meranti, Pine & Exotic Hardwoods

HARDWOOD WORKTOPS

Our work tops: come in laminate wood. They're available in a variety of predetermined lengths, depths and thicknesses and can be taken home today. We'll cut holes for the hob, sink and tap for you! When we test our work tops, we subject them to all the things they can be expected to deal with in your kitchen: liquids, oil, steam, heat, thumps, bumps and scratches. And once we're done we're so sure our worktops will last. We use premium range of polyurethane coating for wood which offers use a combination of toughness together with outstanding resistance to solvents and chemicals.

Durability: If hardwoods are properly sealed and maintained they will last for a long time, but don't use the worktop as a chopping board, or place hot pans directly onto the wood, as it can scorch.



AFRICAN HARDWOOD TOPS

CHOOSE THE RIGHT WOOD SPECIES. Here is some of the wood species we have.

Kiat	Rosewood	Beech	Red and White oak	Mahogany	Saligna	Pine	Cherry	Maple	Teak	Iron Wood

OUR LAMINATED BEAM SIZES

SA Pine Lamstock

Grades

Grade 5

Thickness in mm

38, 50, 63, 75, 89, 114, 140, 165

Width in mm

67, 89, 111, 133, 156, 178, 200, 222, 244, 267, 289, 311, 333, 356, 378, 400, 422, 467, 489, 511, 533, 556, 578, 600, 622,



Saligna Gluelam

Grades

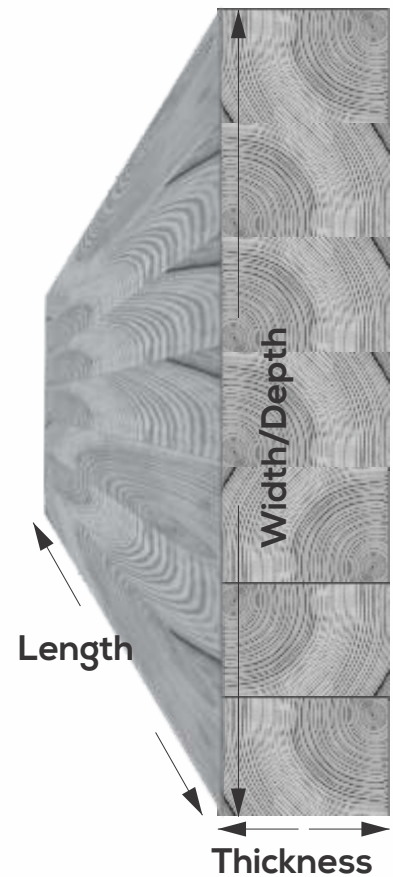
Grade 7

Thickness in mm

27, 40, 65, 97, 135, 165.

Width in mm

64, 99, 132, 165, 198, 231, 264, 297, 330, 363, 396, 429, 462, 495, 528, 561, 594, 627, 660, 695.



*All dimensions in mm.

*All lengths in 300mm increments.

*Higher beam grades (6+ & 8+) to be arranged prior to placing the order.



BENEFITS OF USING GLUELAM OR LAMINATED BEAMS.

- ~Easy to install
- ~Good strength to weight ratio
- ~Flexibility of shape and size
- ~Durability
- ~A locally available, sustainable material
- ~Glulam is often chosen over steel or concrete for its appearance and warmth.

A CHEAPER, LIGHTER, STRONGER STRUCTURAL ALTERNATIVE



Assumption for Roof Design (Rafters)

Roof pitch	25 degs tiles, 10 degs metal
Live load: (statutory)	0.3 to kN2, depending on area supported
Concrete roof tiles	0.54kN/m ²
Metal sheeting 0.5mm	0.10kN/m ²
Ceiling load: 64mm gypsum	0.14kN/m ²
Allowance deflection	Span/250



Standard battens/purlins:		Recommended Spacing
Concrete roof tiles:	38 x 38mm battens	760mm
Metal sheeting:	50 x 76mm purlins on edge	1250mm

Roofs		I-Joist span m						
Roof Types	Joist c/c mm	ES1p	ES2p	ES3p	ES4p	ES5p	ES6p	ES7p
Concrete tiles	760	4,80	5,30	6,10	7,10	8,40	10,30	11,40
Metal sheeting	1250	4,90	5,50	6,30	7,40	8,80	11,10	12,50


Assumptions for Floor Design (Pine Flanged I-Joists)

Other loads not allowed for:
Aircon ducts or units, water sprinkler systems, solar water geysers

Live load: (statutory)	1.5kN/m ²	
Floor dead load:	0.126kN/m ²	0,126
Ceiling load: 6.4mm gypsum	0.14kN/m ²	
Allowable deflection ratio	span/400	

488mm- Module of Sub -Floor board length 2440mm

Floors		I- Joist Span m						
	Joist c/c mm	ES1p	ES2p	ES3p	ES4p	ES5p	ES6p	ES7p
Domestic	488	4,20	4,70	5,30	6,20	7,20	8,90	9,80



We're not new to creating amazing gifts for customers around the world...



RSB DESIGN | CUTTING BOARDS/BUTCHER BLOCKS

Our cutting boards will make an ideal addition to your kitchen. They will help keep food preparation hygienic and can also be used to present food to guests. Protects worktops from scratches, marks and overall protection for kitchen surfaces

RSB Cutting Boards can stand upto even the most vigorous, chopping and slicing. Beautifully grained with a natural finish, it is also a great way to serve cheeses, bread and more.

RSB DESIGN | BAR STOOLS

Our Bar stools are available in standard bar or kitchen bench height or can be modified to client requirements. A very stable and comfortable high back stool



Cabinetry for indoors adventures

We bring good cabinetry to life. Look in the design, it makes everything better - It is how RSB cabinetry is done. A passionate pursuit of design; any time, any place. It's that feeling.



Our 12 seat iron wood table

Bespoke solid wood diner and chair/bench sets straight from the factory.

We are privileged to still be able to offer you furniture made from Ironwood. Investment for life!! This is not sleeper wood. Iron wood is a very rare wood & a very hard wood.

Our 14 seat african walnut table

African Walnut table is made from solid wood and has a top of approx 32mm thick with 50mm lip. It is possible to separate the table top and base for access. RSB African Walnut table is available in almost any size. Please get in touch for quotes on your preferred measurements. Contact us if you would like to design your table and receive your unique schematic.

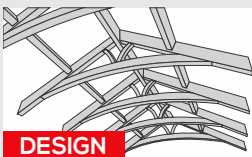
3D rendering and designs will be charged for unless specified.

RSB make unique and tailor made furniture in the traditional way, using authentic materials.

African Walnut
out of africa products
14 Seater Conference/
Entertainment
Table



Our expert designers are highly trained to supply you with; meticulous designs.



DESIGN

The main focus of RSB designers is to develop timberframe structures for your existing architectural drawings or house plans.



MANUFACTURING

We are dedicated to the creation of timber frame structures which reflect our client's individual taste and lifestyle and will source any type of wood requested.



SUPPLY

RSB strong-tie reinforcing angle bracket used for connecting timbers to make a 'T' or 'L' shaped joint for medium to heavy-duty applications.



Since 1980 RSB has been South Africa's choice roof designers. We offer many options for improving and replacing your roof. With our reliable service, we're here to help any project you have to reach its full potential.

RSB

PTY (LTD)

Specialist Timber

Manufacture

Est 1980

VAT No. 4470118698

Reg No. 1980/4177/07



FOLLOW US

@rsb.timber

Contact:

Tel: +27 11 761 6900/1/2/3

Cell: +27 71 606 6505

Fax: +27 11 762 6900/1

info@rsbgroup.co.za

Physical Address

Cnr Mclean & Pillans Street

Chamdor, Krugersdorp

PO Box 1014, Randfontein, 1760

www.rsbgroup.co.za



Clear

Oak

Mahogany

Teak

Imbuia



WE ALSO SELL WOODOC,
GREAT FOR WOODEN FLOORS, BREAD BOARDS. ETC



ECO Structural
PRODUCTS